










# Telling the Time to Half-Past

Underneath each clock, write the time shown.




E.g. 10 minutes past 2.

---










# Telling the Time Half-Past Onwards

Underneath each clock, write the time shown.




E.g. 10 minutes to 2.

---




# Telling the Time to Half-Past Answers

Underneath each clock, write the time shown.




E.g. 10 minutes past 2.

---




Half past 9.

---




5 minutes past 12.

---




10 minutes past 4.

---




25 minutes past 7.

---




20 minutes past 11.

---




10 minutes past 12.

---



Quarter past 10.

---



25 minutes past 11.

---


# Telling the Time Half-Past Onwards Answers

Underneath each clock, write the time shown.



E.g. 10 minutes to 2.

---




9 o'clock.

---




5 minutes to 12.

---




10 minutes to 4.

---




25 minutes to 8.

---




20 minutes to 12.

---




5 minutes to 1.

---



Quarter to 10.

---



25 minutes to 12.

---